



City of York Council

Budget Consultation 2022/23

Interim Results

Nov 2021

The online Budget Consultation 2022/23 opened on 18/10/2021 and closes on 8/12/2021. Additionally, a paper version of the survey was sent to households inside the CYC Our City publication, also with a closing date of 8/12/2021.

The consultation gives residents and businesses of York the opportunity to put forward their views to help the council make decisions and deliver the budget for 2022/23.

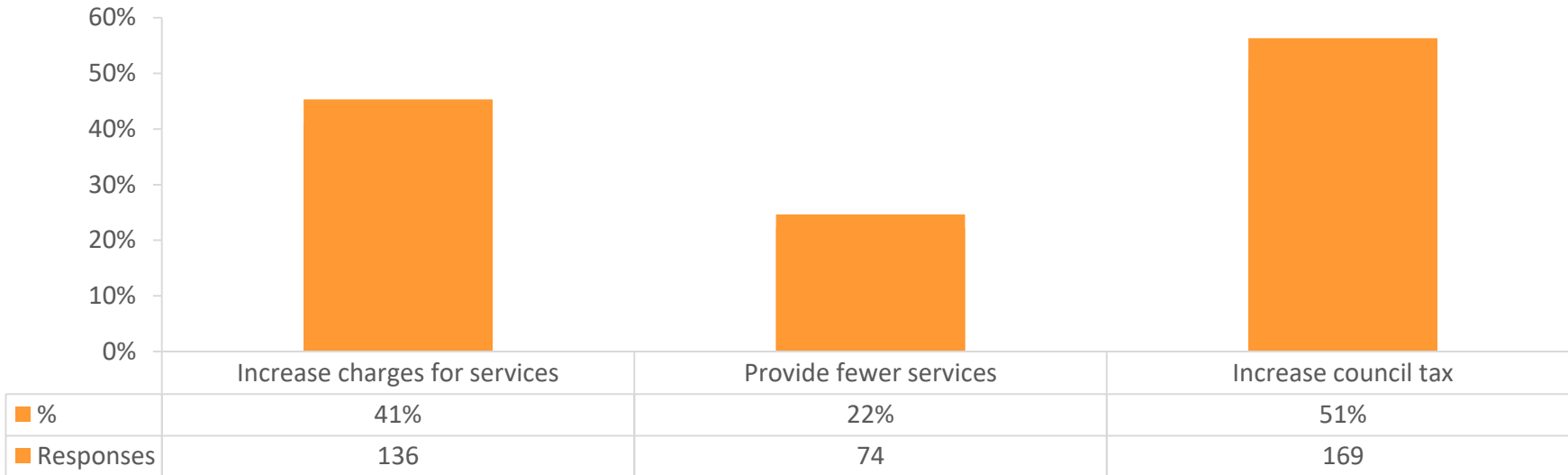
This is an interim report to present the results up to and including 30 November. At this point a total of 358 residents and businesses had participated in the consultation. 270 respondents completed the survey online and 88 had returned a paper copy. Following the survey closure a final report will be written on 9 December.

The consultation results and the raw data will be made available on the council open data platform www.yorkopendata.org.

Budget Consultation 2022/23

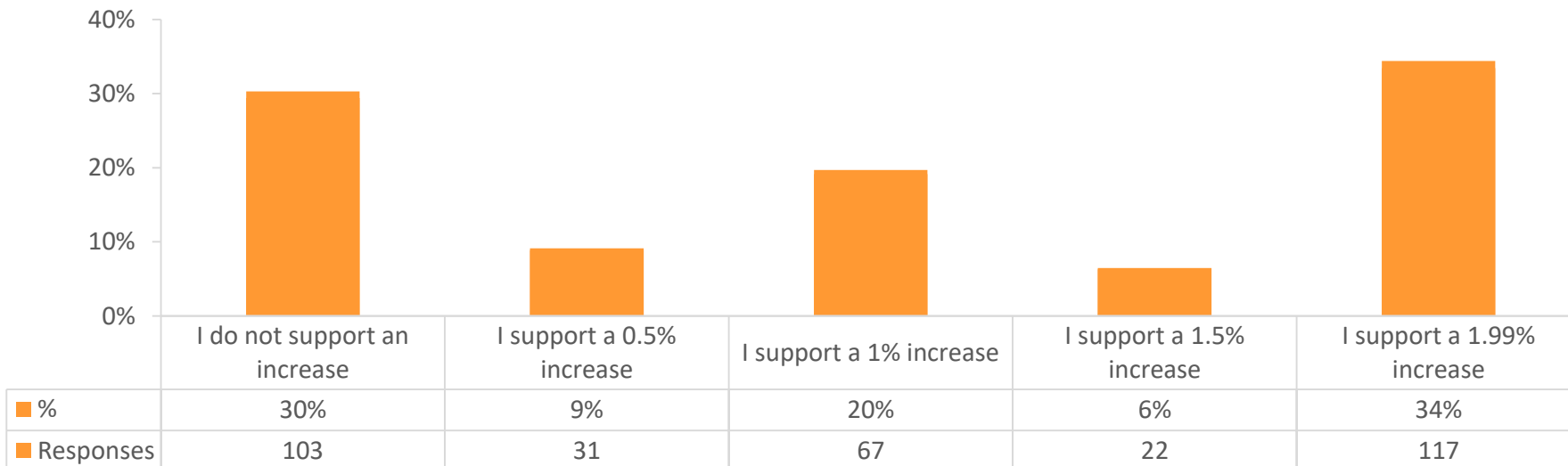
Council Tax

To accelerate recovery and balance the budget, would you rather we; Please select all that apply



(n=333)

Do you support an increase in council tax to balance the budget and if so by how much?

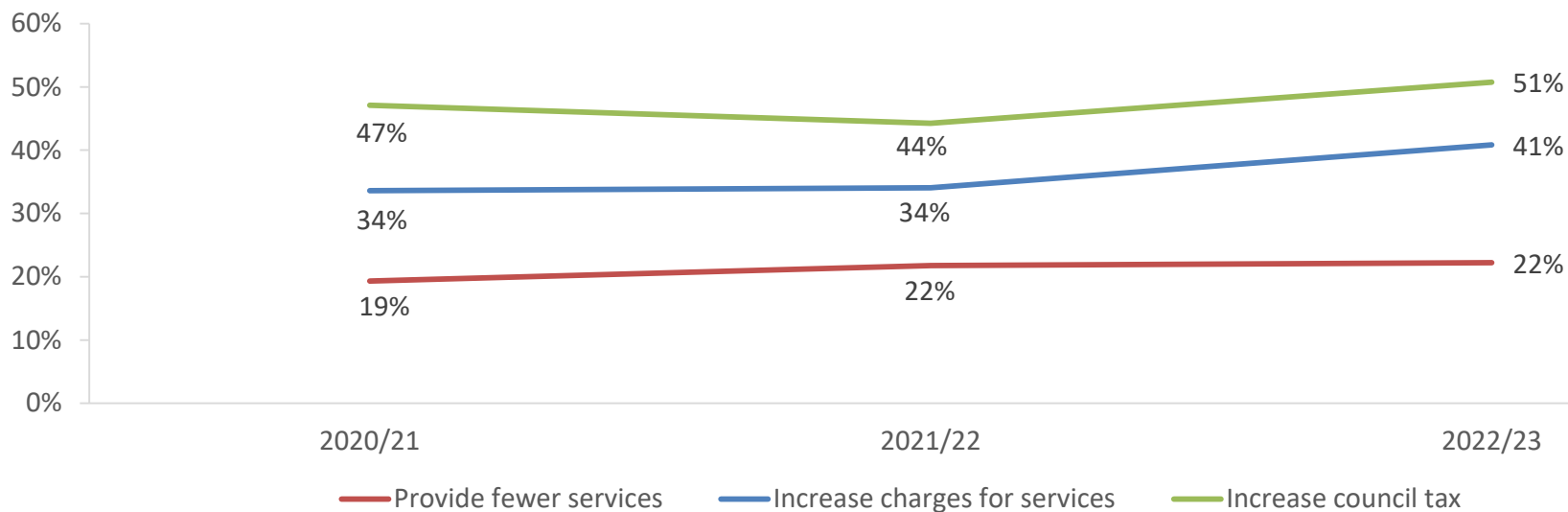


(n=340)

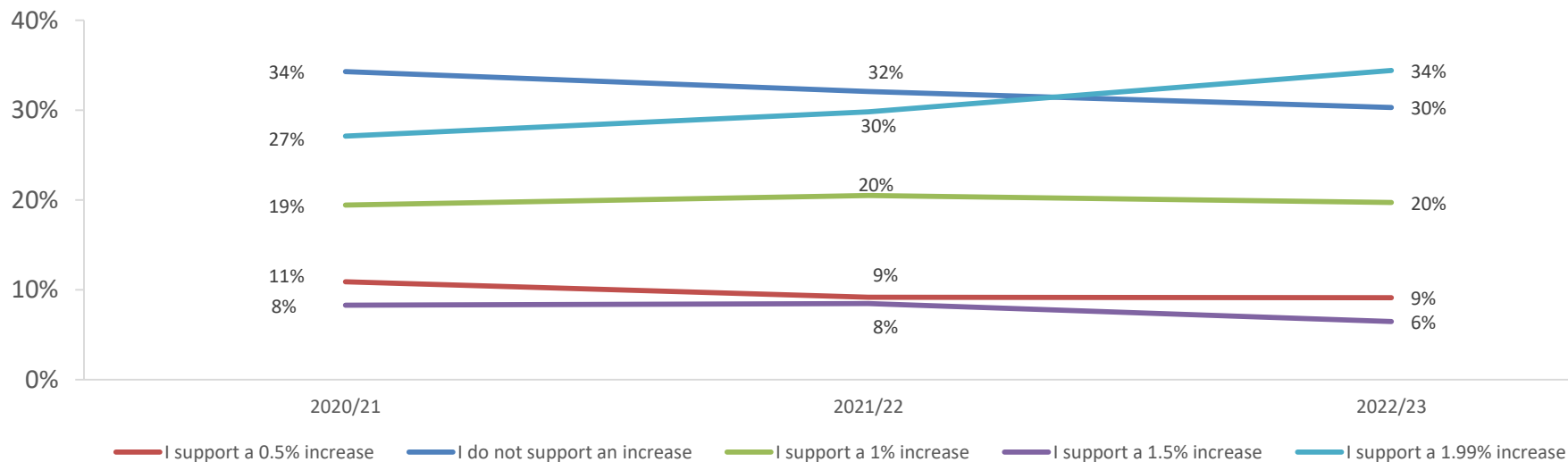
Budget Consultation 2022/23

Council Tax - Three year trend

To accelerate recovery and balance the budget, would you rather we; Please select all that apply



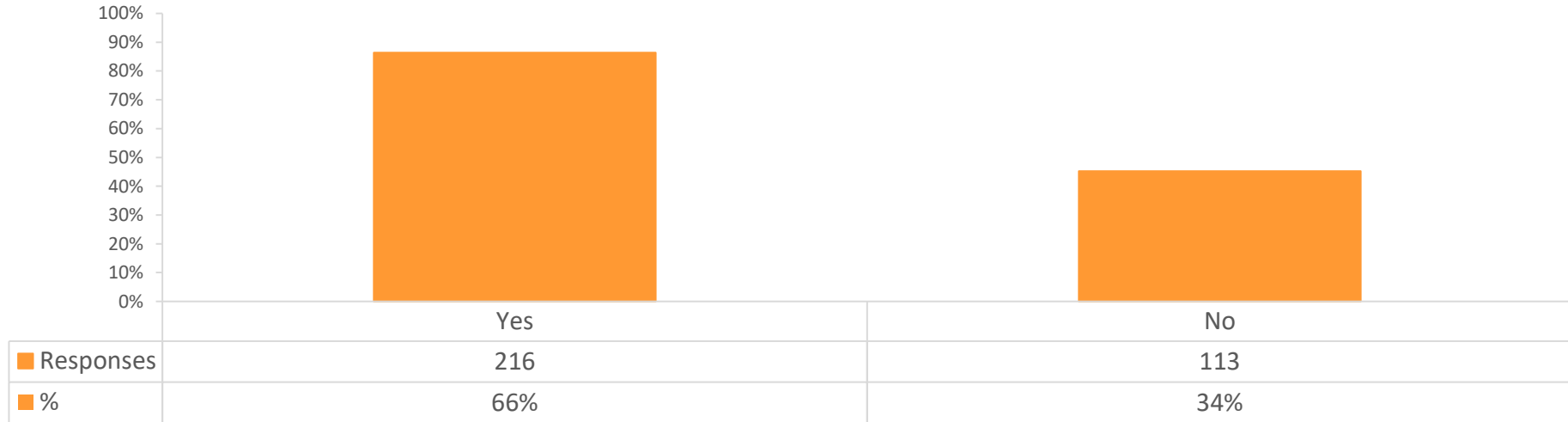
Do you support an increase in council tax to balance the budget and if so by how much?



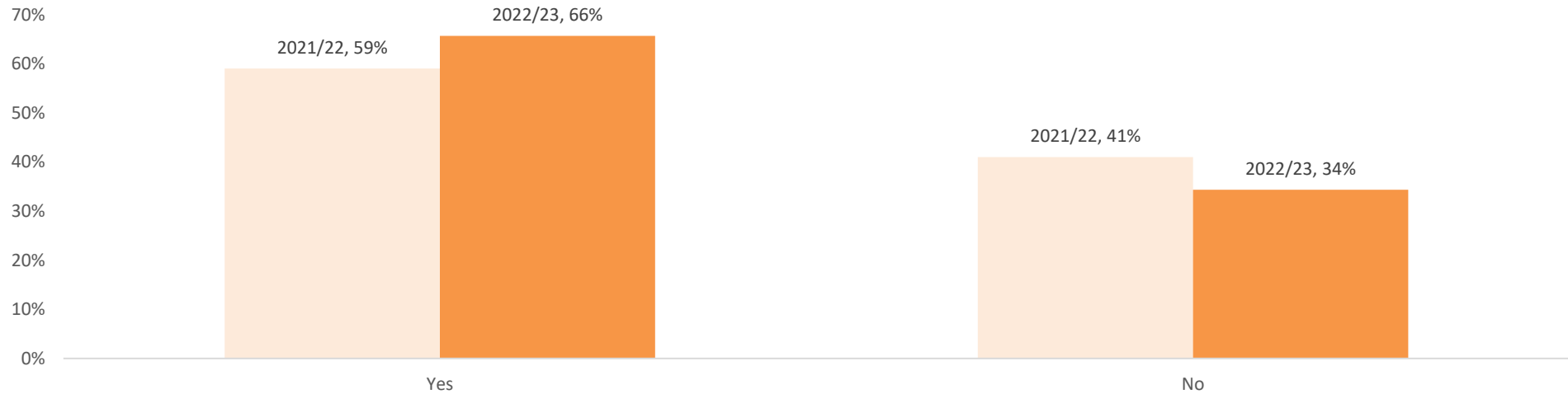
Budget Consultation 2022/23

Social Care Precept

Do you support taking the full social care precept of 3%?



Previous responses compared to current responses



Budget Consultation 2022/23

Budget Priorities

Do you agree or disagree that we should prioritise:

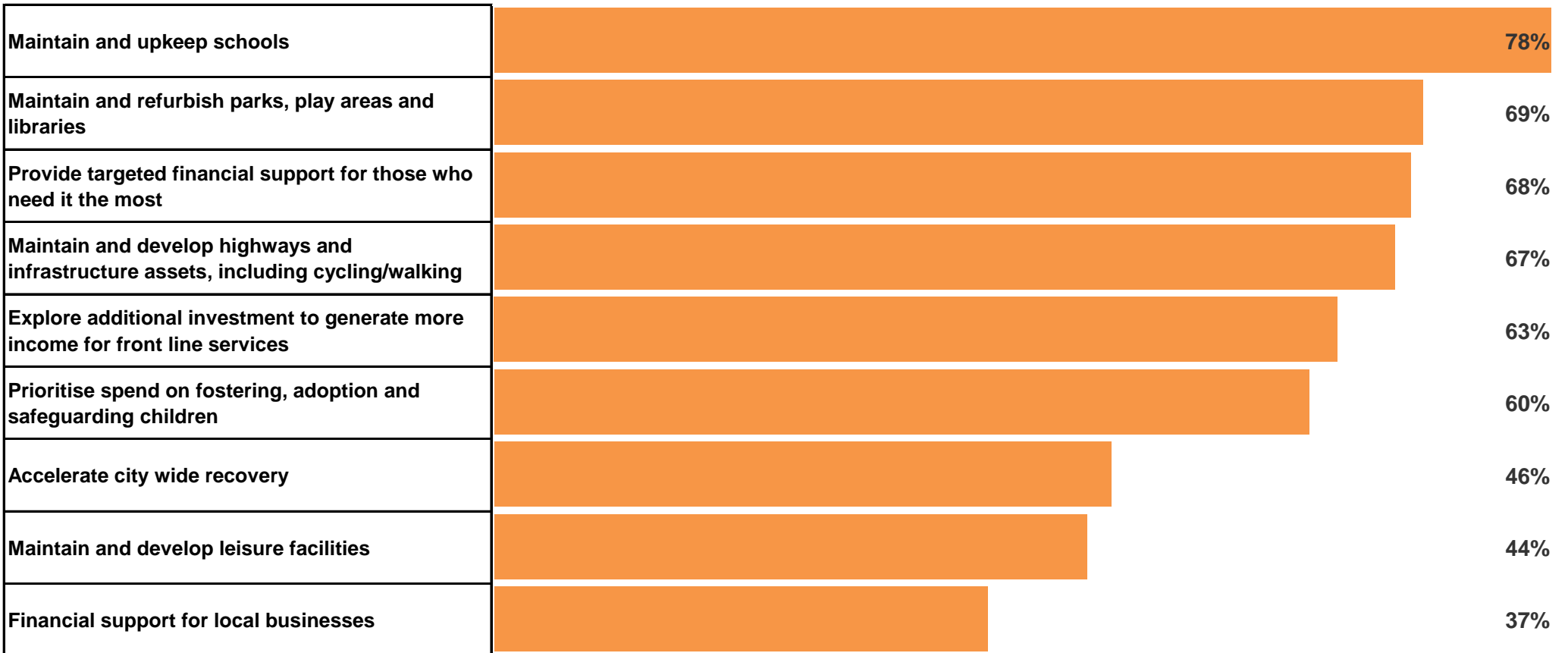
	Disagree	Disagree (%)	Agree	Agree (%)	Neither	Neither (%)
Accelerate city wide recovery	54	16%	151	46%	125	38%
Financial support for local businesses	95	29%	120	37%	113	34%
Provide targeted financial support for those who need it the most	38	11%	227	68%	69	21%
Maintain and develop highways and infrastructure assets, including cycling/walking	42	13%	223	67%	69	21%
Maintain and refurbish parks, play areas and libraries	32	10%	230	69%	72	22%
Maintain and develop leisure facilities	59	18%	145	44%	126	38%
Maintain and upkeep schools	20	6%	261	78%	52	16%
Explore additional investment to generate more income for front line services	53	16%	207	63%	71	21%
Prioritise spend on fostering, adoption and safeguarding children	42	13%	200	60%	89	27%

Budget Consultation 2022/23

Budget Priorities

Areas respondents agree should be prioritised

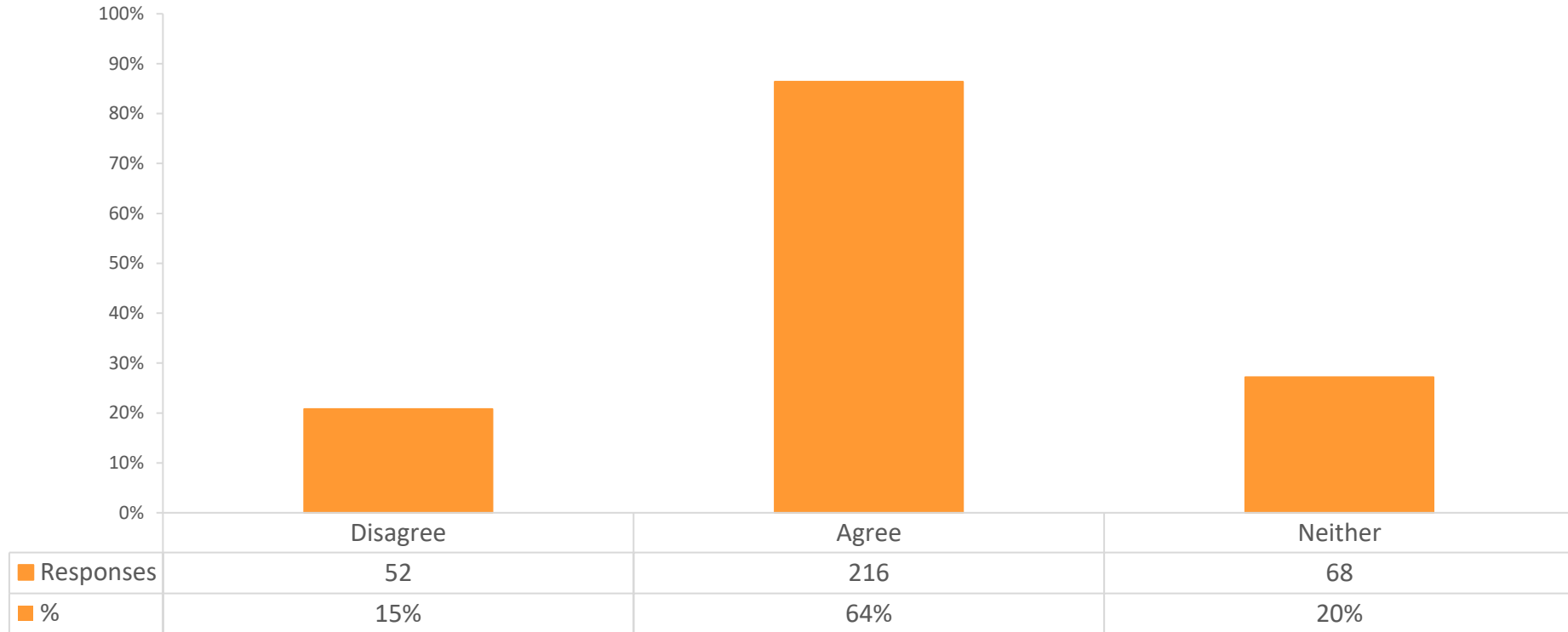
Priorities remain in a similar order to the previous survey with schools at the top and financial support for businesses at the bottom. Maintain and refurbish parks, play areas and libraries has moved up the list with 17% more agreeing this is a priority from last year.



Budget Consultation 2022/23

Public Health and recovery from the pandemic

Do you agree or disagree that we should continue to prioritise spending on public health and recovery from the pandemic?



(n=336)

75% agreed the council should prioritise the public health response to the pandemic, including support for mental health in the previous survey.

Budget Consultation 2021/22

Overall response to survey by ward (please note that ward data was only collected from online responses)

Ward	Responses	Responses (%)
Acomb Ward	12	3%
Bishopthorpe Ward	6	2%
Clifton Ward	14	4%
Copmanthorpe Ward	10	3%
Dringhouses & Woodthorpe Ward	13	4%
Fishergate Ward	10	3%
Fulford & Heslington Ward	4	1%
Guildhall Ward	14	4%
Haxby & Wigginton Ward	15	4%
Heworth Ward	14	4%
Heworth Without Ward	4	1%
Holgate Ward	13	4%
Hull Road Ward	9	3%
Huntington & New Earswick Ward	10	3%
Micklegate Ward	26	7%
Osbalwick & Derwent Ward	14	4%
Rawcliffe & Clifton Without Ward	10	3%
Rural West York Ward	13	4%
Strensall Ward	9	3%
Westfield Ward	8	2%
Wheldrake Ward	5	1%
Unknown	125	35%
Total	358	

Results can be split by ward but due to low numbers may not be statistically significant

Budget Consultation 2021/22

Demographics

Age

Answer choices	Responses	Percentage of total response
Prefer not to say	23	10%
Under 16	0	0%
16-24	2	1%
25-39	37	15%
40-55	52	22%
56-59	20	8%
60-64	23	10%
65+	82	34%
Total	239	

Carer

Answer Choices	Responses	Percentage of total response
Prefer not to say	23	10%
Yes	27	11%
No	188	79%
Total	238	

Do you have any physical or mental health conditions or illnesses lasting or expected to last 12 months or more?

Answer choices	Responses	Percentage of total response
Prefer not to say	29	12%
Yes	42	18%
No	169	70%
Total	240	

Gender

Answer choices	Responses	Percentage of total response
Prefer not to say	28	12%
Male	116	49%
Female	94	39%
Gender variant / Non binary	1	0%
Total	239	

Served in the Armed Forces

Answer Choices	Responses	Percentage of total response
Prefer not to say	17	7%
Yes	19	8%
No	202	85%
Total	238	

Do any of your conditions or illnesses reduce your ability to carry out day-to-day activities?

Answer choices	Responses	Percentage of total response
A lot	11	18%
A little	23	38%
Not at all	26	43%
Total	60	